

**Previous Learning:** building on pupils' knowledge of tempo, dynamics and rhythm.

**Next step:** experimenting with pitch and tempo using notation and writing a melody.

**Rhythm** A pattern of long and short notes.

**Layers** The different instruments, rhythms or melodies that build the overall texture.

**Melody** An arrangement of notes which sound tuneful.

**Dynamics** The volume of the music (loud or quiet).

**Timbre** The quality of sound e.g. smooth, scratchy, twinkly.

**Pitch** How high or low a sound is.

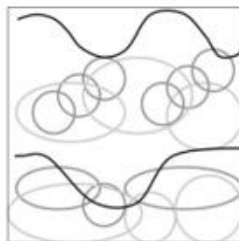
**Verse** A repeated section of a song that usually has different words (lyrics) each time it is repeated.

**Chorus** A repeated section of a song that usually has the same words (lyrics) each time it is repeated.

**Instrumental** A section of a song which is performed by instruments and has no vocals.

### Graphic score

Pictures, symbols, lines or shapes to represent sound.



### Structure

How the music is organised into different sections.

VERSE - A  
CHORUS - B  
BRIDGE - C

**ABABCB**

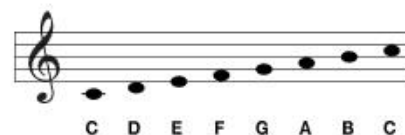

## Vocabulary

## Cycle B

## Myths and legends

### Notation

How the music is written down.



### Texture

How many layers of sound the music has (thick or thin).



## Tips for performing



Smile and sit smartly



Start and stop playing at same time



Play at the same speed and volume



Keep your hands to yourself



Be silent at the beginning and at the end of performance



Take a bow at the end